

Pennies for Progress 3

Widening SC Route 72 from 0.2 Miles West of S-46-163 (East Rambo Rd.) to SC Rte. 901 (Mt. Holly Rd.) #11149-014

ADDENDUM NO.2

November 16, 2023

The following information is included in Addendum No. 2.

1. Revised Bid Schedule.
 2. Revised Plan Sheet 2 -Summary of Estimated Quantities and Plan Sheet 5 – General Construction Notes.
-

**Widening SC Route 72 from 0.2 Miles West of S-46-163 (East Rambo Rd.) to SC Rte. 901 (Mt. Holly Rd.) #11149-014
 BID SCHEDULE - ROADWAY**

All work performed by the Contractor as essential to the completion of the intent of the Contract Documents shall be paid for in accordance with the Bid Schedule. No direct payment will be made for work performed which is not shown as a separate Bid Item. All costs shall be included in the various pay items in the Bid Schedule or an amount shown as Total Bid Amount for the work shown on the proposed project plans.

ITEM #	DESCRIPTION	QTY	UNIT	UNIT PRICE (\$)	TOTAL AMOUNT (\$)
1031000	MOBILIZATION	1.000	LS		\$ -
1031100	MOBILIZATION - SUBCONTRACTOR	1.000	LS		\$ -
1032010	BONDS AND INSURANCE	1.000	LS		\$ -
1050800	CONST. STAKES, LINES & GRADES	1.000	EA		\$ -
1052001	UTILITY STAKING	1.000	LS		\$ -
1071000	TRAFFIC CONTROL	1.000	LS		\$ -
1071504	LAW ENFORCEMENT OFFICER	240.000	HR		\$ -
1080300	CPM PROGRESS SCHEDULE	1.000	LS		\$ -
2011000	CLEAR. & GRUB. WITHIN R/W	1.000	LS		\$ -
2015010	SELECTED CLEARING	1.000	LS		\$ -
2021000	REMOVAL AND DISPOSAL OF STRUCTURES AND OBSTRUCTIONS	1.000	LS		\$ -
2021005	REM.&DISP.OF EXIST.CATCH BASIN	3.000	EA		\$ -
2021010	REM.&DISP.OF EXIST. DROP INLET	4.000	EA		\$ -
2021015	REM.& DISP.OF EXISTING MANHOLE	1.000	EA		\$ -
2022000	REMOVAL & DISPOSAL ITEM NO. 1	1.000	LS		\$ -
2022000	REMOVAL & DISPOSAL ITEM NO. 2	1.000	LS		\$ -
2022000	REMOVAL & DISPOSAL ITEM NO. 3	1.000	LS		\$ -
2023000	REM. & DISP.OF EXIST. PAVEMENT	5,795.000	SY		\$ -
2023000	REM. & DISP.OF EXIST. ASPHALT PAVEMENT	11,623.000	SY		\$ -
2031000	UNCLASSIFIED EXCAVATION	18,065.000	CY		\$ -
2032000	ROCK EXCAVATION	1,000.000	CY		\$ -
2033000	BORROW EXCAVATION	33,236.000	CY		\$ -
2081001	FINE GRADING	5,585.000	SY		\$ -
3069900	MAINTENANCE STONE	3,000.000	TON		\$ -
3100310	H/M ASPH. BASE CR.-TYPE A	13,421.000	TON		\$ -
4011004	LIQUID ASPHALT BINDER PG64-22	2,292.000	TON		\$ -
4012060	FULL DEPTH ASPH. PAV. PATCHING 6" UNIF.	2,100.000	SY		\$ -

**Widening SC Route 72 from 0.2 Miles West of S-46-163 (East Rambo Rd.) to SC Rte. 901 (Mt. Holly Rd.) #11149-014
 BID SCHEDULE - ROADWAY**

ITEM #	DESCRIPTION	QTY	UNIT	UNIT PRICE (\$)	TOTAL AMOUNT (\$)
4012060	FULL DEPTH ASPH. PAV. PATCHING 12" UNIF.	1,400.000	SY		\$ -
4012120	MILLING EXISTING ASPHALT PAVEMENT 2.0"	58,300.000	SY		\$ -
4033150	MILLING EXISTING ASPHALT PAVEMENT 1.5"	2,464.000	SY		\$ -
4013990	MILL.EXIST.ASPH.PVMT.-VARIABLE	2,000.000	SY		\$ -
4020320	H/M ASPH.INTERMEDIATE CR.TYPE B	20,864.000	TON		\$ -
4030320	H/M ASPH.SURF. CR.TYPE B	9,826.000	TON		\$ -
4030360	H/M ASPH.SURF.CR. TYPE E	293.000	TON		\$ -
6021120	PERMANENT CONSTRUCTION SIGNS (GROUND MOUNTED)	1,076.000	SF		\$ -
609105A	PAVEMENT MARKINGS(TEMP-PAINT) 4" WHITE BROKEN LINES	7,367.000	LF		\$ -
609105B	PAVEMENT MARKINGS(TEMP-PAINT) 4" YELLOW BROKEN LINES	8,440.000	LF		\$ -
609115A	PAVEMENT MARKINGS(TEMPORARY-PAINT)-4" WHITE SOLID LINES	164,898.000	LF		\$ -
609115B	PAVEMENT MARKINGS(TEMPORARY-PAINT)-4" YELLOW SOLID LINES	172,256.000	LF		\$ -
609125A	PAVEMENT MARKINGS(TEMPORARY-PAINT)-8" WHITE SOLID LINES	4,466.000	LF		\$ -
609135A	PAVEMENT MARKINGS(TEMPORARY-PAINT)-24"WHITE SOLID LINES	971.000	LF		\$ -
609160A	PAVEMENT MARKINGS(TEMPORARY-PAINT)-WHITE SINGLE ARROW	74.000	EA		\$ -
609180A	PAVEMENT MARKINGS(TEMPORARY-PAINT)-WHITE WORD 'ONLY'	88.000	EA		\$ -
609165A	PAVEMENT MARKINGS(TEMP.-PAINT)-WHITE COMBINATION ARROWS	12.000	EA		\$ -
6092100	TEMPORARY CLEAR PAVEMENT MARKERS MONO-DIR.- 4"X4"	565.000	EA		\$ -
6092155	TEMPORARY YELLOW PAVEMENT MARKERS BI-DIR.- 4"X4"	220.000	EA		\$ -
6271005	4" WHITE BROKEN LINES(GAPS EXCL.)THERMOPLASTIC- 90 MIL.	4,769.000	LF		\$ -
6271010	4" WHITE SOLID LINES (PVT. EDGE LINES) THERMO.- 90 MIL.	7,825.000	LF		\$ -
6271015	8" WHITE SOLID LINES THERMOPLASTIC - 125 MIL.	3,170.000	LF		\$ -
6271025	24" WHITE SOLID LINES (STOP/DIAG LINES)-THERMO.-125 MIL	4,430.000	LF		\$ -
6271030	WHITE SINGLE ARROWS (LT, STRGHT, RT) THERMO.-125 MIL.	54.000	EA		\$ -
6271035	WHITE WORD MESSAGE "ONLY" -THERMOPLASTIC - 125 MIL.	36.000	EA		\$ -
6271040	WHITE COMBINATION ARROWS(STR&RT.OR STR<)THERMO-125MIL	2.000	EA		\$ -
6271064	4" YELLOW BROKEN LINES(GAPS EXC)THERMOPLASTIC - 90 MIL.	2,465.000	LF		\$ -
6271074	4" YELLOW SOLID LINES(PVT.EDGE LINES) THERMO-90 MIL.	38,069.000	LF		\$ -
6280112	6"YELLOW SOLID LINES ON CURB/MED.-HIGH BUILD PAINT-25 MIL.	4,892.000	LF		\$ -

**Widening SC Route 72 from 0.2 Miles West of S-46-163 (East Rambo Rd.) to SC Rte. 901 (Mt. Holly Rd.) #11149-014
 BID SCHEDULE - ROADWAY**

ITEM #	DESCRIPTION	QTY	UNIT	UNIT PRICE (\$)	TOTAL AMOUNT (\$)
6300005	PERMANENT CLEAR PAVEMENT MARKERS- MONO DIR.- 4"X4"	386.000	EA		\$ -
6301100	PERMANENT YELLOW PAVEMENT MARKERS BI-DIR.- 4"X4"	258.000	EA		\$ -
6510105	FLAT SHEET, TYPE III, FIXED SZ. & MSG. SIGN	1,028.500	SF		\$ -
6510106	FLAT SHEET, TYPE III, SIZE DETERMINED BY MSG	149.750	SF		\$ -
6510111	FLAT SHEET,TYPE-VIII,IX, OR XI, FIXED SIZE & MSG.	15.000	SF		\$ -
6513015	MOUNTING ASSEMBLY FOR F.S. SIGN ERECTED ON SPAN WIRE	3.000	EA		\$ -
6531205	U-SECTION POST FOR SIGN SUPPORTS - 2P	100.000	LF		\$ -
6531210	U-SECTION POST FOR SIGN SUPPORTS - 3P	1,240.000	LF		\$ -
675027C	FURNISH & INSTALL 3.0" SCHEDULE 80 PVC CONDUIT	60.000	LF		\$ -
6750275	FURNISH & INSTALL 1.0" SCHEDULE 80 PVC CONDUIT	360.000	LF		\$ -
6750278	FURNISH & INSTALL 2.0" SCHEDULE 80 PVC CONDUIT	1,765.000	LF		\$ -
6760060	FURNISH & INSTALL 2" SCHEDULE 80 HDPE (TRENCHLESS)	300.000	LF		\$ -
6770388	FURNISH & INSTALL NO. 14 COPPER WIRE, 4 CONDUCTOR - (BLACK)	350.000	LF		\$ -
6770389	FURNISH & INSTALL NO. 14 COPPER WIRE, 4 CONDUCTOR - (GRAY)	3,230.000	LF		\$ -
6770393	FURNISH & INSTALL NO. 14 COPPER WIRE, 8 CONDUCTOR (BLACK)	1,575.000	LF		\$ -
6770394	FURNISH & INSTALL NO. 14 COPPER WIRE, 8 CONDUCTOR (GRAY)	845.000	LF		\$ -
2770395	FURNISH & INTALL NO. 14 COPPER WIRE, 12 CONDUCTOR (BLACK)	550.000	LF		\$ -
6770413	FURNISH & INSTL NO. 14 COPPER WIRE,1- CONDUCTOR FOR LOOP WIRE	2,945.000	LF		\$ -
6780495	SAWCUT FOR LOOP DETECTOR	1,025.000	LF		\$ -
6800499	FURNISH & INSTALL ELECTRICAL SERVICE FOR TRAFFIC SIGNAL	2.000	EA		\$ -
6800518	F&I-13"X24"X18"D.ELEC.FLUSH UNDGRD.ENCLOS-(STR.POLY.CONC.)HD	14.000	EA		\$ -
680052C	F&I-17"X30"X24"D.ELEC.FLUSH UNDGRD.ENCLOS-(STR.POLY.CONC.)HD	2.000	EA		\$ -
6825052	F&I 13"X32' STEEL STRAIN POLE-POWDER COATED AND FOUNDATION	8.000	EA		\$ -
6825090	FURNISH & INSTALL 1/4" GALVANIZED STEEL CABLE	830.000	LF		\$ -
6825092	FURNISH & INSTALL 3/8" GALVANIZED STEEL CABLE	830.000	LF		\$ -
6825480	FURNISH & INSTALL 4' BREAK-AWAY ALUMINUM PEDESTAL POLE AND BASE	14.000	EA		\$ -
6825484	FURNISH & INSTALL 10' BREAK-AWAY ALUM PEDESTAL POLE AND BASE	4.000	EA		\$ -
6845511	F&I - CONTR 332/336 CABINET ASSEMBLY - BASE MOUNTED	2.000	EA		\$ -
6865701	F&I - SOLAR POWERED FLASHER ASSEMBLY - DUAL BEACON	2.000	EA		\$ -
6865720	F&I - 12" 4 SECTION SIGNAL HEAD	2.000	EA		\$ -

**Widening SC Route 72 from 0.2 Miles West of S-46-163 (East Rambo Rd.) to SC Rte. 901 (Mt. Holly Rd.) #11149-014
 BID SCHEDULE - ROADWAY**

ITEM #	DESCRIPTION	QTY	UNIT	UNIT PRICE (\$)	TOTAL AMOUNT (\$)
6865723	F&I - 12" 3 SECTION SIGNAL HEAD	15.000	EA		\$ -
6865782	F&I - 1-WAY-1SECT.HAND/MAN COUNTDOWN PEDESTRIAN SIGNAL HEAD	12.000	EA		\$ -
6865797	F&I-PED PUSH BUT.SOLID STATE W/ LIGHT&TONE ASSEM 9"X15"&SIGN (R-10-3E)	12.000	EA		\$ -
6887951	FURNISH & INSTALL CONCRETE CABINET FOUNDATION	2.000	EA		\$ -
6888192	POWDERCOATING OPTION FOR 4' ALUMINUM PEDESTAL POLE	14.000	EA		\$ -
6888194	POWDERCOATING OPTION FOR 10' ALUMINUM PEDESTAL POLE	4.000	EA		\$ -
7143610	15" SMOOTH WALL PIPE	196.000	LF		\$ -
7143618	18" SMOOTH WALL PIPE	12,560.000	LF		\$ -
7143624	24" SMOOTH WALL PIPE	3,660.000	LF		\$ -
7143630	30"SMOOTH WALL PIPE	280.000	LF		\$ -
7143636	36" SMOOTH WALL PIPE	3,120.000	LF		\$ -
7143636	29"X 45" HORIZONTAL ELLIPTICAL(HE) RC PIPE CUL.-CLASS HE-III	32.000	LF		\$ -
7143806	24"X15" SMOOTH WALL PIPE CUL. TEE	3.000	EA		\$ -
7149998	VIDEO PIPE INSPECTION	19,168.000	LF		\$ -
7191005	CATCH BASIN -TYPE 1 CB - TYPE 1	5.000	EA		\$ -
7191205	CATCH BASIN -TYPE 9	2.000	EA		\$ -
7191250	CATCH BASIN -TYPE 9 MH	2.000	EA		\$ -
7191605	CATCH BASIN -TYPE 16	102.000	EA		\$ -
7191650	CATCH BASIN -TYPE 18	10.000	EA		\$ -
7192020	DROP INLET (24" X 36")	10.000	EA		\$ -
7192105	MANHOLE	23.000	EA		\$ -
7193005	PRECAST CONCRETE RISER - 48" DIAMETER	8.000	LF		\$ -
7199100	BEVELING OF PIPE END	4.000	EA		\$ -
7199200	4' SLOPE FLUME (6" CURB STYLE WITH CUTOFFS)	19.000	LF		\$ -
7202000	HANDWORK THROAT CURB TO FLUME OR INLET	1.000	EA		\$ -
7203130	CONCRETE CURB AND GUTTER(1'-6") OGEE	190.000	LF		\$ -
7203210	CONCRETE CURB AND GUTTER(2'-0") VERTICAL FACE	25,420.000	LF		\$ -
7204100	CONCRETE SIDEWALK(4" UNIFORM)	17,050.000	SY		\$ -
7204900	DETECTABLE WARNING MATERIAL	580.000	SY		\$ -

**Widening SC Route 72 from 0.2 Miles West of S-46-163 (East Rambo Rd.) to SC Rte. 901 (Mt. Holly Rd.) #11149-014
 BID SCHEDULE - ROADWAY**

ITEM #	DESCRIPTION	QTY	UNIT	UNIT PRICE (\$)	TOTAL AMOUNT (\$)
7205000	CONCRETE DRIVEWAY(6" UNIFORM)	4,561.000	SY		\$ -
7206000	CONCRETE MEDIAN	1,245.000	SY		\$ -
7209000	PEDESTRIAN RAMP CONSTRUCTION	1,125.000	SY		\$ -
8041020	RIP-RAP (CLASS B)	939.000	TON		\$ -
8048210	GEOTEX/EROS.CONT(CLASS2)TYPE C	1,093.000	SY		\$ -
8051151	MT3 LEADING END TREATMENT TL3	3.000	EA		\$ -
8051710	MB TRAILING END TREATMENT	3.000	EA		\$ -
8052200	MGS2C GUARDRAIL BEHIIND CURB	387.500	LF		\$ -
8063200	60" CHAIN LINK FENCE (NEW FENCE ITEM NO. 1)	570.000	LF		\$ -
8063400	72" SECURITY CHAIN LINK FENCE	1,917.000	LF		\$ -
8644200	4' CHAIN LNK FENCE GATE - 60' HT (NEW FENCE ITEM NO. 1)	1.000	EA		\$ -
8064383	10' CHAIN LINK FENCE GATE - 60" HT (NEW FENCE ITEM NO. 1)	2.000	EA		\$ -
8064385	10' CHAIN LINK FENCE GATE - 72" HT	2.000	EA		\$ -
8068301	TEMPORARY BARRIER FENCE	1,917.000	LF		\$ -
8081000	MOVING ITEM NO. 1	1.000	LS		\$ -
8081000	MOVING ITEM NO. 2	1.000	LS		\$ -
8081000	MOVING ITEM NO. 3	1.000	LS		\$ -
8081000	MOVING ITEM NO. 4	1.000	LS		\$ -
8081000	MOVING ITEM NO. 5	1.000	LS		\$ -
8081000	MOVING ITEM NO. 6	1.000	LS		\$ -
8081000	MOVING ITEM NO. 7	1.000	LS		\$ -
8081000	MOVING ITEM NO. 8	1.000	LS		\$ -
8081000	MOVING ITEM NO. 9	1.000	LS		\$ -
8081000	MOVING ITEM NO. 10	1.000	LS		\$ -
8081000	MOVING ITEM NO. 11	1.000	LS		\$ -
8081000	MOVING ITEM NO. 12	1.000	LS		\$ -
8081000	MOVING ITEM NO. 13	1.000	LS		\$ -
8091010	RIGHT OF WAY MARKER(REBAR&CAP)	500.000	EA		\$ -
8091050	RIGHT OF WAY PLAT	1.000	LS		\$ -
8100100	PERMANENT COVER	15.507	ACRE		\$ -

**Widening SC Route 72 from 0.2 Miles West of S-46-163 (East Rambo Rd.) to SC Rte. 901 (Mt. Holly Rd.) #11149-014
 BID SCHEDULE - ROADWAY**

ITEM #	DESCRIPTION	QTY	UNIT	UNIT PRICE (\$)	TOTAL AMOUNT (\$)
8100200	TEMPORARY COVER	11.630	ACRE		\$ -
8101105	COMPOST	4,170.000	CY		\$ -
8104005	FERTILIZER (NITROGEN)	1,550.700	LB		\$ -
8104010	FERTILIZER (PHOSPHORIC ACID)	1,550.700	LB		\$ -
8104015	FERTILIZER (POTASH)	1,550.700	LB		\$ -
8105005	AGRICULTURAL GRANULAR LIME (2000LB/AC)	31,014.000	LB		\$ -
8109050	SELECTIVE WATERING (27150GAL/AC)	135,750.000	GAL		\$ -
8109901	MOWING	54.275	ACRE		\$ -
8110003	LANDSCAPING ITEM NO. 1 (GREEN GIANT ARBORVITAE 3 GAL)	44.000	EA		\$ -
8151101	TURF REINFORCEMENT MATTING (TRM) TYPE 1	1.739	MSY		\$ -
8151110	TEMPORARY EROSION CONTROL BLANKET (ECB)	12.014	MSY		\$ -
8151202	HYDRAULIC EROSION CONTROL PRODUCT (HECP) TYPE 2	43.420	ACRE		\$ -
8151203	HYDRAULIC EROSION CONTROL PRODUCT (HECP) TYPE 3	10.855	ACRE		\$ -
8152004	INLET STRUCTURE FILTER - TYPE F (WEIGHTED)	1,170.000	LF		\$ -
8152006	INLET STRUCTURE FILTER- TYPE F (NON-WEIGHTED)	1,170.000	LF		\$ -
8152007	SEDIMENT TUBES FOR DITCH CHECKS	1,790.000	LF		\$ -
8153000	SILT FENCE	33,214.711	LF		\$ -
8153090	REPLACE/REPAIR SILT FENCE	3,321.471	LF		\$ -
8154010	CLEANING SILT BASINS	1,933.000	CY		\$ -
8154011	POROUS BAFFLE	555.000	LF		\$ -
8154012	FLOATING SKIMMER	2.000	EA		\$ -
8154050	REMOVAL OF SILT RETAINED BY SILT FENCE	8,303.678	LF		\$ -
8156200	CLEANING INLET STRUCTURE FILTERS	146.000	EA		\$ -
8156205	INLET STRUCTURE FILTER-TYPE D1	14.000	EA		\$ -
8156210	INLET STRUCTURE FILTER - TYPE B	131.000	EA		\$ -
8156410	AGGREGATE NO.5 OR 57 FOR EROSION CONTROL	8.000	TON		\$ -
8156490	STABILIZED CONSTRUCTION ENTRANCE	1,375.000	SY		\$ -
8159000	STORMWATER MANAGEMENT BASIN	2.000	EA		\$ -
Roadway Base Bid Subtotal					\$ -



SUMMARY OF ESTIMATED QUANTITIES

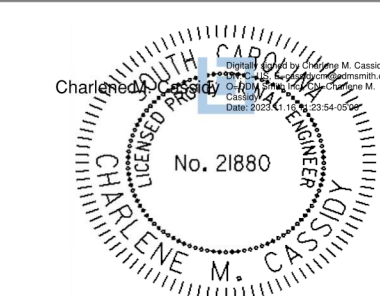
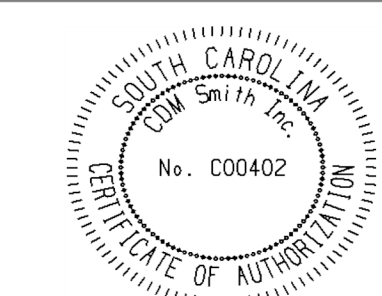
FED. RD. DIV. NO.	STATE	COUNTY	PROJECT ID	ROUTE/ROAD NO.	SHEET NO.
3	S.C.	YORK	P029515	SC 72	2

ITEM NO.	PAY ITEM	QUANTITY	PAY UNIT
1031000	MOBILIZATION	1.000	LS
1031100	MOBILIZATION - SUBCONTRACTOR	1.000	LS
1032010	BONDS AND INSURANCE	1.000	LS
1050800	CONSTRUCTION STAKES, LINES & GRADES	1.000	LS
1052001	UTILITY STAKING	1.000	LS
1071000	TRAFFIC CONTROL	1.000	LS
1071504	LAW ENFORCEMENT OFFICER	240.000	HR
1080300	CPM PROGRESS SCHEDULE	1.000	LS
2011000	CLEARING & GRUBBING WITHIN RIGHT OF WAY	1.000	LS
2015010	SELECTED CLEARING	1.000	LS
2021000	REMOVAL OF STRUCTURES AND OBSTRUCTIONS	1.000	LS
2021005	REMOVAL & DISPOSAL OF EXISTING CATCH BASIN	3.000	EA
2021010	REMOVAL & DISPOSAL OF EXISTING DROP INLET	4.000	EA
2021015	REMOVAL & DISPOSAL OF EXISTING MANHOLE	1.000	EA
2022000	REMOVAL & DISPOSAL ITEM NO. 1	1.000	LS
2022000	REMOVAL & DISPOSAL ITEM NO. 2	1.000	LS
2022000	REMOVAL & DISPOSAL ITEM NO. 3	1.000	LS
2023000	REMOVAL & DISPOSAL OF EXISTING PAVEMENT	5795.000	SY
2025000	REMOVAL & DISPOSAL OF EXISTING ASPHALT PAVEMENT	11623.000	SY
2031000	UNCLASSIFIED EXCAVATION	18065.000	CY
2032000	BORROW EXCAVATION	33236.000	CY
2033000	ROCK EXCAVATION	1000.000	CY
2081001	FINE GRADING	5585.000	SY
3069900	MAINTENANCE STONE	3000.000	TON
3100310	HOT MIX ASPHALT BASE COURSE TYPE A	13421.000	TON
4011004	LIQUID ASPHALT BINDER PG64-22	2292.000	TON
4012060	FULL DEPTH ASPH. PAV. PATCHING 6" UNIF.	2100.000	SY
4012120	FULL DEPTH ASPH. PAV. PATCHING 12" UNIF	1400.000	SY
4013200	MILLING EXISTING ASPHALT PAVEMENT 2.0"	58300.000	SY
4013150	MILLING EXISTING ASPHALT PAVEMENT 1.5"	2464.000	SY
4013990	MILLING EXISTING ASPHALT PAVEMENT (VARIABLE)	2000.000	SY
4020320	HOT MIX ASPHALT INTERMEDIATE COURSE TYPE B	20864.000	TON
4030320	HOT MIX ASPHALT SURFACE COURSE TYPE B	9826.000	TON
4030360	HOT MIX ASPHALT SURFACE COURSE TYPE E	293.000	TON
6021120	PERMANENT CONSTRUCTION SIGNS (GROUND MOUNTED)	1076.000	SF
609105A	PAVEMENT MARKINGS(TEMP-PAINT) 4" WHITE BROKEN LINES	7367.000	LF
609105B	PAVEMENT MARKINGS(TEMP-PAINT) 4" YELLOW BROKEN LINES	8440.000	LF
609115A	PAVEMENT MARKINGS(TEMPORARY-PAINT)-4" WHITE SOLID LINES	164898.000	LF
609115B	PAVEMENT MARKINGS(TEMPORARY-PAINT)-4" YELLOW SOLID LINES	172256.000	LF
609125A	PAVEMENT MARKINGS(TEMPORARY-PAINT)-8" WHITE SOLID LINES	4466.000	LF
609135A	PAVEMENT MARKINGS(TEMPORARY-PAINT)-24" WHITE SOLID LINES	971.000	LF
609160A	PAVEMENT MARKINGS(TEMPORARY-PAINT)-WHITE SINGLE ARROW	74.000	EA
609180A	PAVEMENT MARKINGS(TEMPORARY-PAINT)-WHITE WORD 'ONLY'	88.000	EA
609165A	PAVEMENT MARKINGS(TEMP.-PAINT)-WHITE COMBINATION ARROWS	12.000	EA
6092100	TEMPORARY CLEAR PAVEMENT MARKERS MONO-DIR.- 4"x4"	565.000	EA
6092155	TEMPORARY YELLOW PAVEMENT MARKERS BI-DIR.- 4"x4"	220.000	EA
6271005	4" WHITE BROKEN LINES(GAPS EXCL.)THERMOPLASTIC- 90 MIL.	4769.000	LF
6271010	4" WHITE SOLID LINES (PVT. EDGE LINES) THERMO- 90 MIL.	7825.000	LF
6271015	8" WHITE SOLID LINES THERMOPLASTIC - 125 MIL.	3170.000	LF
6271025	24" WHITE SOLID LINES (STOP/DIAG LINES)-THERMO.-125 MIL	4430.000	LF
6271030	WHITE SINGLE ARROWS (LT, STRGHT, RT) THERMO.-125 MIL.	54.000	EA
6271035	WHITE WORD MESSAGE "ONLY"-THERMOPLASTIC - 125 MIL.	36.000	EA
6271040	WHITE COMBINATION ARROWS(STR&RT.OR STR<)THERMO-125MIL	2.000	EA
6271064	4" YELLOW BROKEN LINES(GAPS EXC)THERMOPLASTIC - 90 MIL.	2465.000	LF
6271074	4" YELLOW SOLID LINES(PVT.EDGE LINES) THERMO-90 MIL.	38069.000	LF
6280112	6"YELLOW SOLID LINES ON CURB/MED.-HIGH BUILD PAINT-25 MIL.	4892.000	LF
6300005	PERMANENT CLEAR PAVEMENT MARKERS- MONO-DIR.- 4"x4"	565.000	EA
6301100	PERMANENT YELLOW PAVEMENT MARKERS BI-DIR.- 4"x4"	258.000	EA
6510105	FLAT SHEET, TYPE III, FIXED SZ. & MSG. SIGN	1028.500	SF
6510106	FLAT SHEET, TYPE III, SIZE DETERMINED BY MSG	149.750	SF
6510111	FLAT SHEET,TYPE-VIII,IX, OR XI, FIXED SIZE & MSG.	15.000	SF
6513015	MOUNTING ASSEMBLY FOR F.S. SIGN ERECTED ON SPAN WIRE	3.000	EA
6531205	U-SECTION POST FOR SIGN SUPPORTS - 2P	100.000	LF
6531210	U-SECTION POST FOR SIGN SUPPORTS - 3P	1240.000	LF
675027C	FURNISH & INSTALL 3.0" SCHEDULE 80 PVC CONDUIT	60.000	LF
6750275	FURNISH & INSTALL 1.0" SCHEDULE 80 PVC CONDUIT	360.000	LF
6750278	FURNISH & INSTALL 2.0" SCHEDULE 80 PVC CONDUIT	1765.000	LF
6760060	FURNISH & INSTALL 2" SCHEDULE 80 HDPE (TRENCHLESS)	300.000	LF
6770388	FURNISH & INSTALL NO. 14 COPPER WIRE, 4 CONDUCTOR - (BLACK)	350.000	LF
6770389	FURNISH & INSTALL NO. 14 COPPER WIRE, 4 CONDUCTOR - (GRAY)	3230.000	LF
6770393	FURNISH & INSTALL NO. 14 COPPER WIRE, 8 CONDUCTOR (BLACK)	1575.000	LF
6770394	FURNISH & INSTALL NO. 14 COPPER WIRE, 8 CONDUCTOR (GRAY)	845.000	LF
2770395	FURNISH & INTALL NO. 14 COPPER WIRE, 12 CONDUCTOR (BLACK)	550.000	LF
6770413	FURNISH & INSTL NO. 14 COPPER WIRE,1-CONDUCTOR FOR LOOP WIRE	2945.000	LF
6780495	SAWCUT FOR LOOP DETECTOR	1025.000	LF

ITEM NO.	PAY ITEM	QUANTITY	PAY UNIT
6780495	SAWCUT FOR LOOP DETECTOR	1025.000	LF
6800518	F&I-13"x24"x18"D.ELEC.FLUSH UNDGRD.ENCLOS-(STR.POLY.CONC.)HD	14.000	EA
680052C	F&I-17"x30"x24"D.ELEC.FLUSH UNDGRD.ENCLOS-(STR.POLY.CONC.)HD	2.000	EA
6825052	F&I 13"x32" STEEL STRAIN POLE-POWDER COATED AND FOUNDATION	8.000	EA
6825090	FURNISH & INSTALL 1/4" GALVANIZED STEEL CABLE	830.000	LF
6825092	FURNISH & INSTALL 3/8" GALVANIZED STEEL CABLE	830.000	LF
6825480	FURNISH & INSTALL 4' BREAK-AWAY ALUMINUM PEDESTAL POLE AND BASE	14.000	EA
6825484	FURNISH & INSTALL 10' BREAK-AWAY ALUM PEDESTAL POLE AND BASE	4.000	EA
6845511	F&I - CONTR 332/336 CABINET ASSEMBLY - BASE MOUNTED	2.000	EA
6865701	F&I - SOLAR POWERED FLASHER ASSEMBLY -DUAL BEACON	2.000	EA
6865720	F&I - 12" 4 SECTION SIGNAL HEAD	2.000	EA
6865723	F&I - 12" 3 SECTION SIGNAL HEAD	15.000	EA
6865782	F&I - 1-WAY-1SECT.HAND/MAN COUNTDOWN PEDESTRIAN SIGNAL HEAD	12.000	EA
6865797	F&I-PED PUSH BUT.SOLID STATE W/ LIGHT&TONE ASSEM 9"x15"&SIGN (R-10-3E)	12.000	EA
6887951	FURNISH & INSTALL CONCRETE CABINET FOUNDATION	2.000	EA
6888192	POWDERCOATING OPTION FOR 4' ALUMINUM PEDESTAL POLE	14.000	EA
6888194	POWDERCOATING OPTION FOR 10' ALUMINUM PEDESTAL POLE	4.000	EA
7143610	15" SMOOTH WALL PIPE	196.000	LF
7143618	18" SMOOTH WALL PIPE	12560.000	LF
7143624	24" SMOOTH WALL PIPE	3660.000	LF
7143630	30"SMOOTH WALL PIPE	280.000	LF
7141116	36" SMOOTH WALL PIPE	3120.000	LF
7143636	29"X 45" HORIZONTAL ELLIPTICAL(HE) RC PIPE CUL.-CLASS HE-III	32.000	LF
7143806	24"X15" SMOOTH WALL PIPE CUL. TEE	3.000	EA
7149998	VIDEO PIPE INSPECTION	19168.000	LF
7191005	CATCH BASIN -TYPE 1 CB - TYPE 1	5.000	EA
7191205	CATCH BASIN -TYPE 9	2.000	EA
7191250	CATCH BASIN -TYPE 9 MH	2.000	EA
7191605	CATCH BASIN -TYPE 16	102.000	EA
7191650	CATCH BASIN -TYPE 18	10.000	EA
7192020	DROP INLET (24" X 36")	10.000	EA
7192105	MANHOLE	23.000	EA
7193005	PRECAST CONCRETE RISER - 48" DIAMETER	8.000	LF
7199100	BEVELING OF PIPE END	4.000	EA
7199200	4' SLOPE FLUME (6" CURB STYLE WITH CUTOFFS)	19.000	LF
7202000	HANDWORK THROAT CURB TO FLUME OR INLET	1.000	EA
7203130	CONCRETE CURB AND GUTTER(1'-6") OGEE	190.000	LF
7203210	CONCRETE CURB AND GUTTER(2'-0") VERTICAL FACE	25420.000	LF
7204100	CONCRETE SIDEWALK(4" UNIFORM)	17050.000	SY
7204900	DETECTABLE WARNING MATERIAL	580.000	SY
7205000	CONCRETE DRIVEWAY(6" UNIFORM)	4561.000	SY
7206000	CONCRETE MEDIAN	1245.000	SY
7209000	PEDESTRIAN RAMP CONSTRUCTION	1125.000	SY
8041020	RIP-RAP (CLASS B)	939.000	TON
8048210	GEOTEX/EROS.CONT(CLASS2)TYPE C	1093.000	SY
8051151	MT3 LEADING END TREATMENT TL3	3.000	EA
8051710	MB TRAILING END TREATMENT	3.000	EA
8052200	MGS2C GUARDRAIL BEHIND CURB	387.500	LF
8063200	60" CHAIN LINK FENCE (NEW FENCE ITEM NO. 1)	570.000	LF
8063400	72" SECURITY CHAIN LINK FENCE	1917.000	LF
8064200	10' CHAIN LINK FENCE GATE - 60" HT (NEW FENCE ITEM NO. 1)	1.000	EA
8064383	10' CHAIN LINK FENCE GATE - 72" HT	2.000	EA
8064385	10' CHAIN LINK FENCE GATE - 60" HT (NEW FENCE ITEM NO. 1)	2.000	EA
8068301	TEMPORARY BARRIER FENCE	1917.000	LF
8081000	MOVING ITEM NO. 1	1.000	LS
8081000	MOVING ITEM NO. 2	1.000	LS
8081000	MOVING ITEM NO. 3	1.000	LS
8081000	MOVING ITEM NO. 4	1.000	LS
8081000	MOVING ITEM NO. 5	1.000	LS
8081000	MOVING ITEM NO. 6	1.000	LS
8081000	MOVING ITEM NO. 7	1.000	LS
8081000	MOVING ITEM NO. 8	1.000	LS
8081000	MOVING ITEM NO. 9	1.000	LS
8081000	MOVING ITEM NO. 10	1.000	LS
8081000	MOVING ITEM NO. 11	1.000	LS
8081000	MOVING ITEM NO. 12	1.000	LS
8081000	MOVING ITEM NO. 13	1.000	LS
8091010	RIGHT OF WAY MARKER(REBAR&CAP)	500.000	EA
8091050	RIGHT OF WAY PLAT	1.000	LS
8100100	PERMANENT COVER	15.507	ACRE
8100200	TEMPORARY COVER	11.630	ACRE
8101105	COMPOST	4170.000	CY
8104005	FERTILIZER (NITROGEN)	1550.700	LB
8104010	FERTILIZER (PHOSPHORIC ACID)	1550.700	LB
8104015	FERTILIZER (POTASH)	1550.700	LB

11/16/2023
 c:\pw_p\l\cassidy\cm\0270614\726_SFI_02_QuantitySheet_22x36x36.xls\QUANTITY SHEET 1

REVISIONS
 11/16/2023 ADDN 1 - CORRECT PAY UNIT TO "LF" ITEM NOS. 6750275 AND 6750278, INCREASED QTY FOR PAYITEM 3069900 MAINTENANCE STONE TO 3000 TON.





GENERAL CONSTRUCTION NOTES

FED. RD. DIV. NO.	STATE	COUNTY	PROJECT ID	ROUTE/ROAD NO.	SHEET NO.
3	S.C.	YORK	P029515	SC 72	5

ITEM NO.	PAY ITEM	QUANTITY	PAY UNIT	USE DESCRIPTION
1031000	MOBILIZATION	1.000	LS	WHERE DIRECTED BY ENGINEER
1031100	MOBILIZATION - SUBCONTRACTOR	1.000	LS	WHERE DIRECTED BY ENGINEER
1032010	BONDS AND INSURANCE	1.000	LS	WHERE DIRECTED BY ENGINEER
1050800	CONSTRUCTION STAKES, LINES & GRADES	1.000	LS	WHERE DIRECTED BY ENGINEER
1052001	UTILITY STAKING	1.000	LS	WHERE DIRECTED BY ENGINEER
1071504	LAW ENFORCEMENT OFFICER	240.000	HR	WHERE DIRECTED BY ENGINEER
1080300	CPM PROGRESS SCHEDULE	1.000	LS	WHERE DIRECTED BY ENGINEER
2011000	CLEARING & GRUBBING WITHIN RIGHT OF WAY	1.000	LS	WHERE DIRECTED BY ENGINEER
2015010	SELECTED CLEARING	1.000	LS	ALL REMAINING AREAS OF NEW R/W OUTSIDE OF CL, OFDS, & SITE TRIANGLES
2023000	REMOVAL & DISPOSAL OF EXISTING PAVEMENT	5725.000	SY	WHERE DIRECTED BY ENGINEER
2025000	REMOVAL & DISPOSAL OF EXISTING ASPHALT PAVEMENT	11623.000	SY	WHERE DIRECTED BY ENGINEER
2031000	UNCLASSIFIED EXCAVATION	4982.000	CY	WHERE DIRECTED BY ENGINEER
2032000	ROCK EXCAVATION	1000.000	CY	WHERE DIRECTED BY ENGINEER FOR DRAINAGE EXAVATIONS
2033000	BORROW EXCAVATION	1000.000	CY	WHERE DIRECTED BY ENGINEER
2081001	FINE GRADING	5585.000	SY	WHERE DIRECTED BY ENGINEER
3069900	MAINTENANCE STONE	3000.000	TON	FOR SEDIMENT BASINGS AND DAMS & AS DIRECTED BY THE ENGINEER
3100310	HOT MIX ASPHALT BASE COURSE TYPE A	640.000	TON	FOR OVERRUNS
4011004	LIQUID ASPHALT BINDER PG64-22	2292.000	TON	WHERE DIRECTED BY ENGINEER
4012060	FULL DEPTH ASPH. PAV. PATCHING 6" UNIF.	2100.000	SY	WHERE DIRECTED BY ENGINEER
4012120	FULL DEPTH ASPH. PAV. PATCHING 12" UNIF	1400.000	SY	WHERE DIRECTED BY ENGINEER
4013990	MILLING EXISTING ASPHALT PAVEMENT (VARIABLE)	2000.000	SY	FOR BUILDUP AND OVERRUNS
4020320	HOT MIX ASPHALT INTERMEDIATE COURSE TYPE B	6282.000	TON	FOR BUILDUP AND OVERRUNS
4030320	HOT MIX ASPHALT SURFACE COURSE TYPE B	480.000	TON	FOR OVERRUNS AND DRIVES
4030360	HOT MIX ASPHALT SURFACE COURSE TYPE E	293.000	TON	FOR BUILDUP
6021120	PERMANENT CONSTRUCTION SIGNS (GROUND MOUNTED)	1076.000	SF	FOR TRAFFIC CONTROL
609105A	PAVEMENT MARKINGS(TEMP-PAINT) 4" WHITE BROKEN LINES	7367.000	LF	FOR TRAFFIC CONTROL
609105B	PAVEMENT MARKINGS(TEMP-PAINT) 4" YELLOW BROKEN LINES	8440.000	LF	FOR TRAFFIC CONTROL
609115A	PAVEMENT MARKINGS(TEMPORARY-PAINT)-4" WHITE SOLID LINES	164898.000	LF	FOR TRAFFIC CONTROL
609115B	PAVEMENT MARKINGS(TEMPORARY-PAINT)-4" YELLOW SOLID LINES	172256.000	LF	FOR TRAFFIC CONTROL
609125A	PAVEMENT MARKINGS(TEMPORARY-PAINT)-8" WHITE SOLID LINES	4466.000	LF	FOR TRAFFIC CONTROL
609135A	PAVEMENT MARKINGS(TEMPORARY-PAINT)-24" WHITE SOLID LINES	971.000	LF	FOR TRAFFIC CONTROL
609160A	PAVEMENT MARKINGS(TEMPORARY-PAINT)-WHITE SINGLE ARROW	74.000	EA	FOR TRAFFIC CONTROL
609165A	PAVEMENT MARKINGS(TEMP.-PAINT)-WHITE COMBINATION ARROWS	12.000	EA	FOR TRAFFIC CONTROL
609180A	PAVEMENT MARKINGS(TEMPORARY-PAINT)-WHITE WORD 'ONLY	88.000	EA	FOR TRAFFIC CONTROL
6092100	TEMPORARY CLEAR PAVEMENT MARKERS MONO-DIR.- 4"X4"	565.000	EA	FOR TRAFFIC CONTROL
6092155	TEMPORARY YELLOW PAVEMENT MARKERS BI-DIR.- 4"X4"	220.000	EA	FOR TRAFFIC CONTROL
6760060	FURNISH & INSTALL SCHEDULE 80 HDPE (TRENCHLESS)	360.000	LF	WHERE DIRECTED BY THE ENGINEER WHEN NEEDED FOR TRAFFIC SIGNAL INTSTALLATION
6881910	INSTALL 10' BREAK-AWAY PEDESTRIAN PEDESTAL POLE AND BASE	4.000	EA	WHERE DIRECTED BY THE ENGINEER WHEN NEEDED FOR TRAFFIC SIGNAL INSTALLATION
6888194	POWDERCOATING OPTION FOR 10' ALUMINUM PEDESTAL POLE	4.000	EA	WHERE DIRECTED BY THE ENGINEER WHEN NEEDED FOR TRAFFIC SIGNAL INSTALLATION
7143615	15" SMOOTH WALL PIPE	16.000	LF	WHERE DIRECTED BY ENGINEER
7143618	18" SMOOTH WALL PIPE	120.000	LF	WHERE DIRECTED BY ENGINEER
7143624	24" SMOOTH WALL PIPE	36.000	LF	WHERE DIRECTED BY ENGINEER
7143630	30" SMOOTH WALL PIPE	16.000	LF	WHERE DIRECTED BY ENGINEER
7143636	36" SMOOTH WALL PIPE	24.000	LF	WHERE DIRECTED BY ENGINEER
7149998	VIDEO PIPE INSPECTION	19168.000	LF	TO MEET SPECIFICATIONS FOR QUALITY ASSURANCE
7191605	CATCH BASIN -TYPE 16	1.000	EA	WHERE DIRECTED BY ENGINEER
7193005	PRECAST CONCRETE RISER - 48" DIAMETER	8.000	LF	FOR SEDIMENT BASINS
7199100	BEVELING OF PIPE END	4.000	EA	FOR PIPE ENDS WITHIN THE CLEARZONE
7209000	PEDESTRIAN RAMP CONSTRUCTION	25.000	SY	WHERE DIRECTED BY ENGINEER
8041020	RIP-RAP (CLASS B)	314.000	TON	FOR PIPE ENDS
8048210	GEOTEX/EROS.CONT(CLASS2)TYPE C	438.000	SY	FOR PIPE ENDS
8063400	72" SECURITY CHAIN LINK FENCE	1917.000	LF	FOR PERMANENT SEDIMENT BASIN PROTECTION
8064385	10' CHAIN LINK FENCE GATE - 72" HT	2.000	EA	FOR PERMANENT SEDIMENT BASIN PROTECTION
8068301	TEMPORARY BARRIER FENCE	1917.000	LF	FOR SEDIMENT BASING PROTECTION DURING CONSTRUCTION
8091010	RIGHT OF WAY MARKER(REBAR&CAP)	500.000	EA	WHERE DIRECTED BY ENGINEER
8091050	RIGHT OF WAY PLAT	1.000	LS	WHERE DIRECTED BY ENGINEER
8100100	PERMANENT COVER	15.507	ACRE	FOR EROSION CONTROL
8100200	TEMPORARY COVER	11.630	ACRE	FOR EROSION CONTROL
8101105	COMPOST	4170.000	CY	FOR EROSION CONTROL
8104005	FERTILIZER (NITROGEN)	1550.700	LB	FOR EROSION CONTROL
8104010	FERTILIZER (PHOSPHORIC ACID)	1550.700	LB	FOR EROSION CONTROL
8104015	FERTILIZER (POTASH)	1550.700	LB	FOR EROSION CONTROL
8105005	AGRICULTURAL GRANULAR LIME (2000LB/AC)	31014.000	LB	FOR EROSION CONTROL
8109050	SELECTIVE WATERING (27150GAL/AC)	135750.000	GAL	FOR EROSION CONTROL
8109901	MOWING	54.275	ACRE	FOR EROSION CONTROL
8151202	HYDRAULIC EROSION CONTROL PRODUCT (HECP) - TYPE 2	43.420	ACRE	FOR EROSION CONTROL
8151203	HYDRAULIC EROSION CONTROL PRODUCT (HECP) - TYPE 3	10.855	ACRE	FOR EROSION CONTROL
8152004	INLET STRUCTURE FILTER - TYPE F (WEIGHTED)	1170.000	LF	FOR EROSION CONTROL
8152006	INLET STRUCTURE FILTER- TYPE F (NON-WEIGHTED)	1170.000	LF	FOR EROSION CONTROL
8153000	SILT FENCE	33214.711	LF	FOR EROSION CONTROL
8153090	REPLACE/REPAIR SILT FENCE	3321.471	LF	FOR EROSION CONTROL
8154010	CLEANING SILT BASINS	1933.000	CY	FOR EROSION CONTROL
8154011	POROUS BAFFLE	555.000	LF	FOR EROSION CONTROL
8154012	FLOATING SKIMMER	2.000	EA	FOR EROSION CONTROL
8154050	REMOVAL OF SILT RETAINED BY SILT FENCE	8303.678	LF	FOR EROSION CONTROL
8156200	CLEANING INLET STRUCTURE FILTERS	146.000	EA	FOR EROSION CONTROL
8156205	INLET STRUCTURE FILTER-TYPE D1	14.000	EA	FOR EROSION CONTROL
8156210	INLET STRUCTURE FILTER - TYPE B	131.000	EA	FOR EROSION CONTROL
8156410	AGGREGATE NO.5 OR 57 FOR EROSION CONTROL	8.000	TON	FOR EROSION CONTROL
8156490	STABILIZED CONSTRUCTION ENTRANCE	1375.000	SY	WHERE DIRECTED BY ENGINEER

PROJECT CONTACTS		
	NAME	TELEPHONE
YORK COUNTY PROGRAM MANAGER	PATRICK HAMILTON	803-818-5763

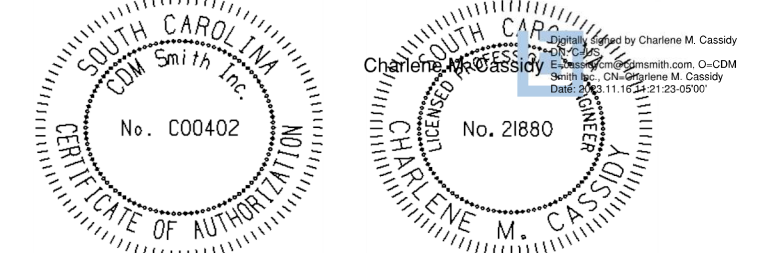
SCDOT GENERAL CONSTRUCTION NOTES:
 THE DEPUTY SECRETARY FOR ENGINEERING MUST SPECIFICALLY AUTHORIZE CHANGES INVOLVING INCREASED COST OF THE PROJECT OR CHANGES IN ALIGNMENT. THE DISTRICT ENGINEERING ADMINISTRATOR IS PERMITTED UNDER THE DIRECTION OF THE DEPUTY SECRETARY FOR ENGINEERING TO AUTHORIZE MINOR ALTERATIONS NOT IN CONFLICT WITH THE STANDARD PRACTICES OF THE DEPARTMENT. FORWARD INFORMATION ON ANY PROPOSED CHANGES IN ALIGNMENT TO THE COLUMBIA OFFICE AS SOON AS POSSIBLE.

SEE INDIVIDUAL CURVES ON REFERENCE DATA SHEET FOR SUPERELEVATION RATE AND DESIGN SPEED, AS APPLICABLE.

THE FOLLOWING QUANTITIES ARE NOT SHOWN IN DETAIL ON THE PLANS BUT ARE INCLUDED IN THE SUMMARY OF ESTIMATED QUANTITIES AND MAY BE ADJUSTED DURING CONSTRUCTION AS DIRECTED BY THE ENGINEER.

PIPE INSIDE DIAMETER (IN)	REQ'D RIPRAP	2:1 SLOPE		3:1 SLOPE		4:1 SLOPE		6:1 SLOPE	
		RIPRAP [TON]	GEOTEXTILE [SY]	RIPRAP [TON]	GEOTEXTILE [SY]	RIPRAP [TON]	GEOTEXTILE [SY]	RIPRAP [TON]	GEOTEXTILE [SY]
12	B	6	7	8	10	12	15	18	20
15	B	6	8	9	11	14	16	20	22
18	B	7	9	10	12	15	18	22	27
24	B	8	10	11	15	19	22	27	34
30	B	10	13	14	18	23	26	34	45
36	B	13	17	18	24	31	34	45	57
42	B	16	21	23	30	39	43	57	70
48	B	20	26	28	37	48	53	70	86
54	B	24	32	34	45	59	64	86	104
60	B	29	39	40	54	71	77	104	124
66	B	34	48	48	64	84	91	124	145
72	B	40	53	56	75	98	107	145	167
78	B	46	62	64	87	114	123	167	192
84	B	52	71	74	100	130	141	192	218
90	C	102	80	144	113	188	277	218	245
96	C	115	91	162	128	211	311	245	306
108	C	143	113	201	159	262	387	306	375
120	C	175	138	247	195	322	474	375	

REVISIONS
 11/16/2016 ADDN. 1 REVISED QTY FOR ITEM 3069900 MAINTENANCE STONE TO 3000 TON



11/16/2023 c:\pw_pl1\cases\cm\0270614\726_SH_U5_General_Construction_Notes_22x36.xlsx\GCN with RipRap